

Community Arts

Arts Portfolio Wales Survey 2017/18

Participation

6,351
participatory sessions

88,625
attendances

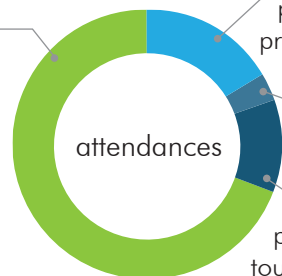
3,234
(50.9%) participatory sessions were specifically targeted at children and young people, compared to 49.1% of sessions that were organised for general participation

Events

297
events

75,144
attendances

70.1%
exhibitions

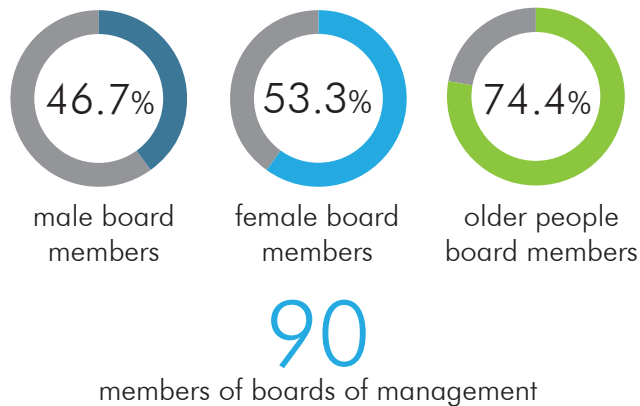
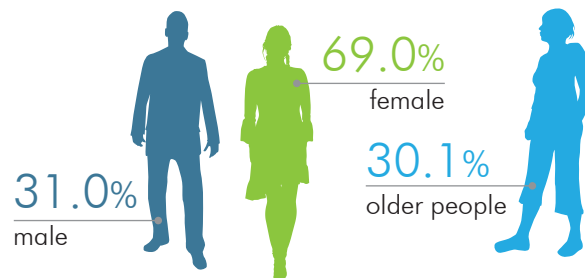
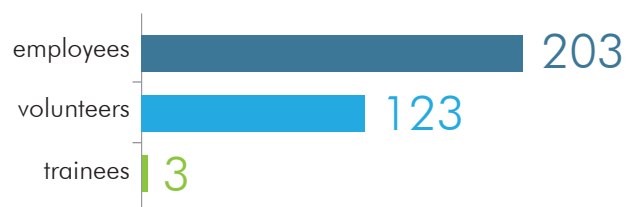


16.1%
performances at presenting venues

3.1%
film screenings

10.8%
performances by touring companies

Employment and training



Welsh language*

56
Welsh language events

Welsh language events attracted
7,879
attendances

31.1%
of board members were Welsh speakers

24.8%
Welsh speaking employees

*This data does not include bilingual activity

756
Welsh language participatory sessions, which is 11.9% of all participatory sessions

Welsh language sessions attracted
15,310
attendances



56.9%
of Welsh language sessions were targeted at children and young people

Families

4.4%
of participatory sessions were targeted at families. These attracted
6,332
attendances

Artis Community

Arts Portfolio Wales Survey 2017/18

Participation

980
participatory
sessions

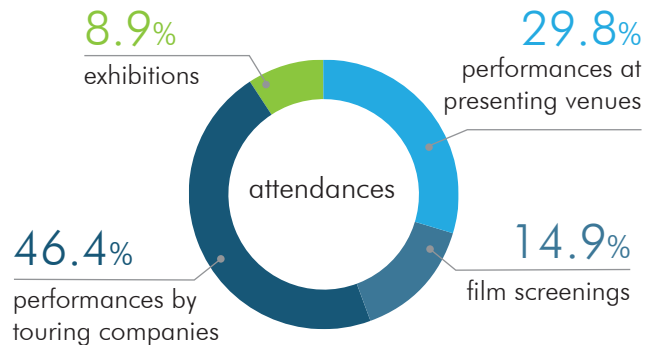
11,587
attendances

615
(62.8%) participatory
sessions were specifically
targeted at children and
young people, compared
to 37.2% of sessions
that were organised for
general participation

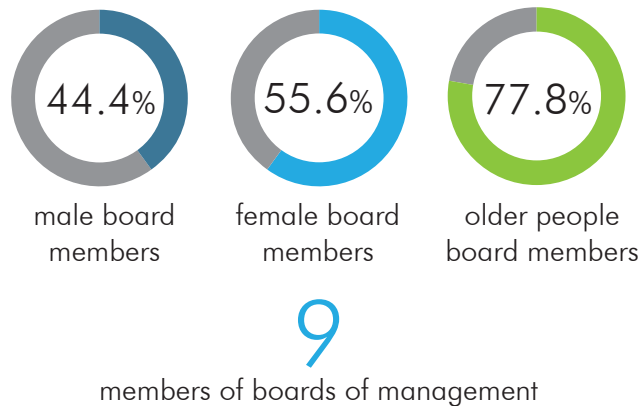
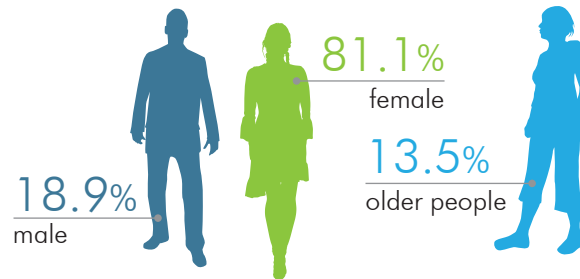
Events

33
events

4,114
attendances



Employment and training



Welsh language*

0
Welsh language
events

Welsh language
events attracted

0
attendances

22.2%

of board members
were Welsh speakers

8.1%

Welsh speaking
employees

*This data does not include bilingual activity

0
Welsh language
participatory sessions,
which is 0% of all
participatory
sessions

Welsh language
sessions attracted

0
attendances



0%
of Welsh language
sessions were targeted
at children and
young people

Families

0.5%
of participatory sessions were
targeted at families. These attracted

250
attendances

Arts Care Gofal Celf

Arts Portfolio Wales Survey 2017/18

Participation

1,093
participatory
sessions

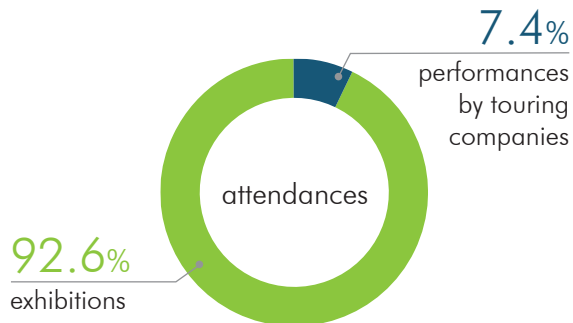
10,979
attendances

517
(47.3%) participatory
sessions were specifically
targeted at children and
young people, compared
to 52.7% of sessions
that were organised for
general participation

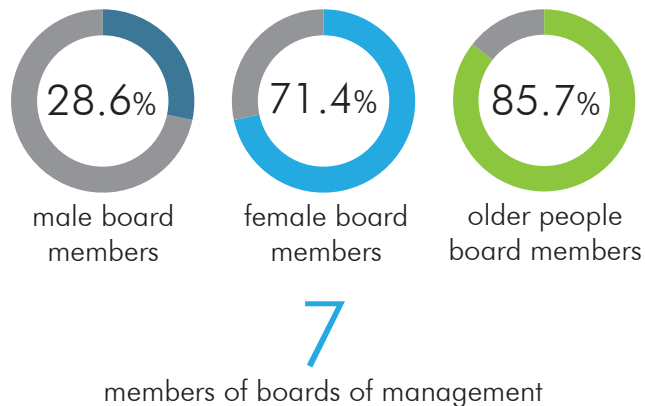
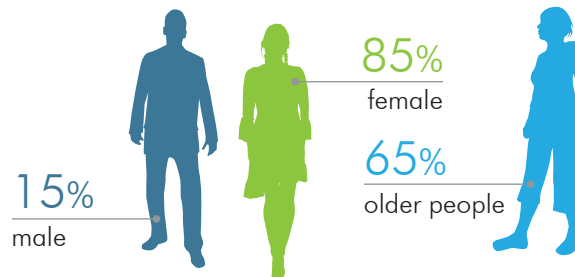
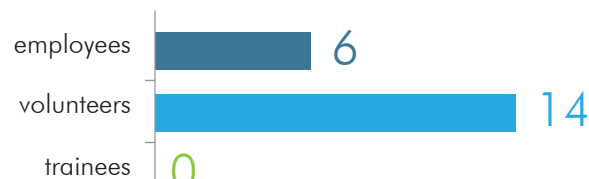
Events

49
events

8,768
attendances



Employment and training



Welsh language*

0
Welsh language
events

Welsh language
events attracted

0
attendances

57.1%
of board members
were Welsh speakers

25%
Welsh speaking
employees

*This data does not include bilingual activity

159
Welsh language
participatory sessions,
which is 14.5% of all
participatory
sessions

Welsh language
sessions attracted
1,193
attendances



47.8%
of Welsh language
sessions were targeted
at children and
young people

Families

4.8%
of participatory sessions were
targeted at families. These attracted

629
attendances

Arts Connection

Arts Portfolio Wales Survey 2017/18

Participation

451
participatory
sessions

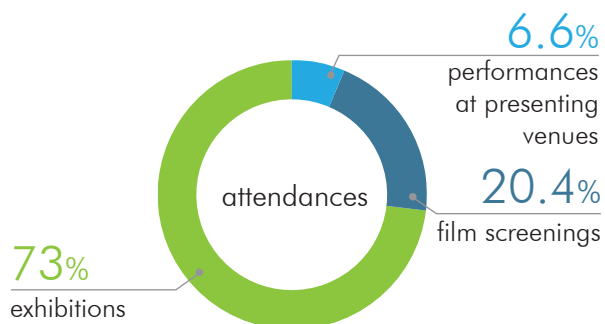
7,843
attendances

263
(58.3%) participatory
sessions were specifically
targeted at children and
young people, compared
to 41.7% of sessions
that were organised for
general participation

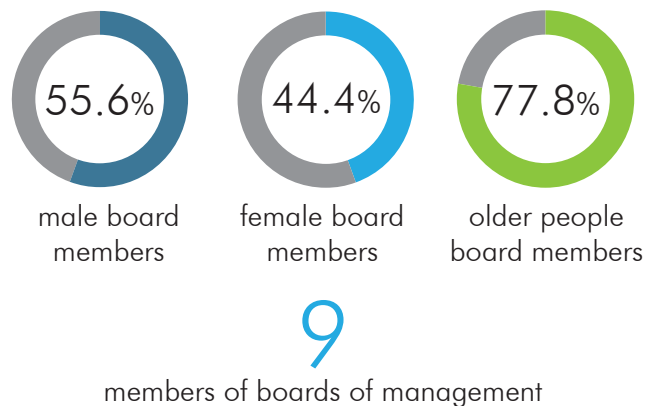
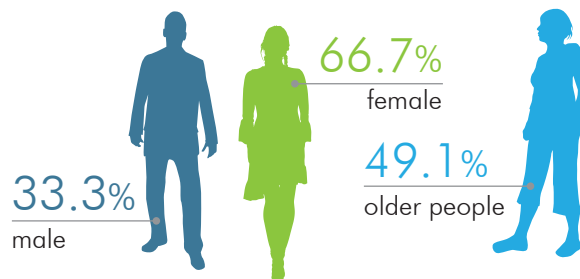
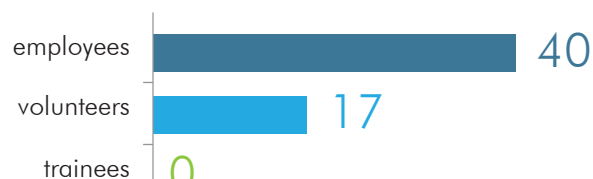
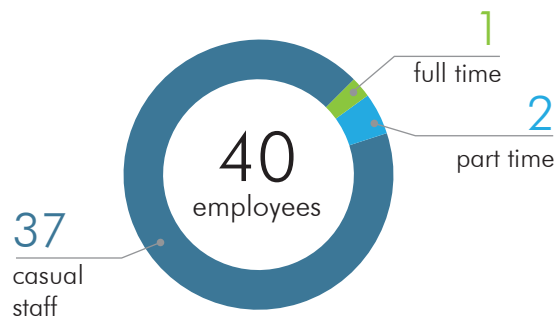
Events

46
events

2,808
attendances



Employment and training



Welsh language*

0
Welsh language
events

Welsh language
events attracted

0
attendances

33.3%
of board members
were Welsh speakers

8.8%
Welsh speaking
employees

*This data does not include bilingual activity

31
Welsh language
participatory sessions,
which is 6.9% of all
participatory
sessions

Welsh language
sessions attracted
698
attendances



32.3%
of Welsh language
sessions were targeted
at children and
young people

Families

6.7%
of participatory sessions were
targeted at families. These attracted

496
attendances

Disability Arts Cymru

Arts Portfolio Wales Survey 2017/18

Participation

61 participatory sessions

380 attendances

20 (32.8%) participatory sessions were specifically targeted at children and young people, compared to 67.2% of sessions that were organised for general participation

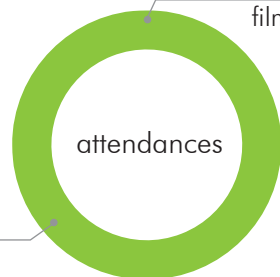
Events

5 events

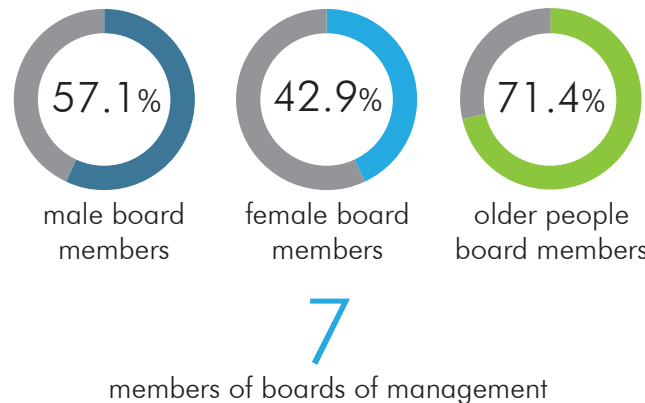
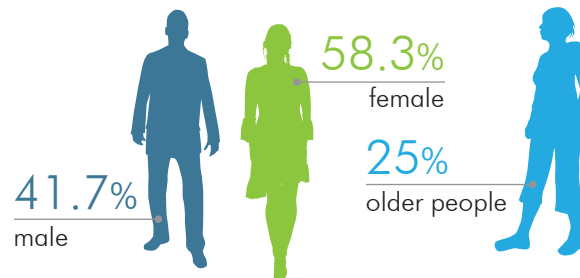

28,081 attendances

0.1% film screenings

99.9% exhibitions



Employment and training



Welsh language*

0 Welsh language events

Welsh language events attracted

0 attendances

42.9% of board members were Welsh speakers

33.3% Welsh speaking employees

*This data does not include bilingual activity

2 Welsh language participatory sessions, which is 3.3% of all participatory sessions

Welsh language sessions attracted 4 attendances



0% of Welsh language sessions were targeted at children and young people

Families

0% of participatory sessions were targeted at families. These attracted

0 attendances

Head4Arts

Arts Portfolio Wales Survey 2017/18

Participation

868
participatory
sessions

13,885
attendances

178

(21%) participatory sessions were specifically targeted at children and young people, compared to 79% of sessions that were organised for general participation

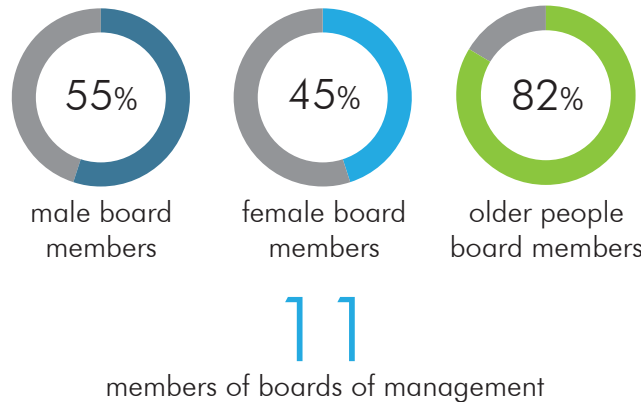
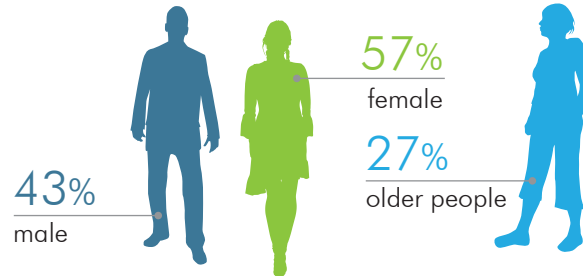
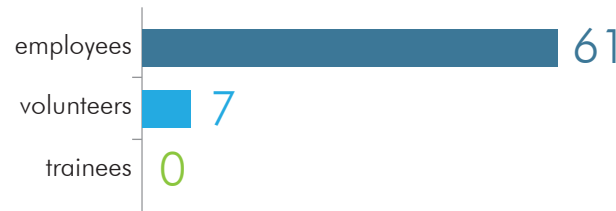
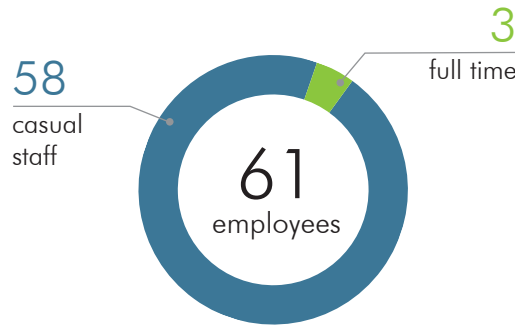
Events

32
events

2,543
attendances



Employment and training



Welsh language*

0
Welsh language events

Welsh language events attracted

0
attendances

0%
of board members were Welsh speakers

9%
Welsh speaking employees

*This data does not include bilingual activity

0
Welsh language participatory sessions, which is 0% of all participatory sessions

Welsh language sessions attracted

0
attendances



0%
of Welsh language sessions were targeted at children and young people

Families

19%
of participatory sessions were targeted at families. These attracted

4,556
attendances

National Youth Arts Wales

Arts Portfolio Wales Survey 2017/18

Participation

250
participatory
sessions

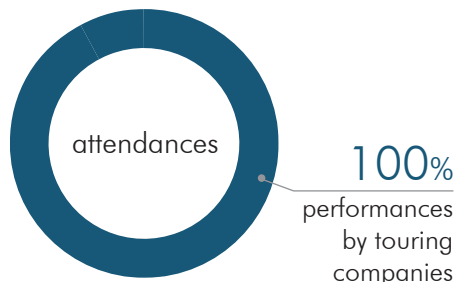
786
attendances

250
(100%) participatory
sessions were specifically
targeted at children and
young people, compared
to 0% of sessions
that were organised for
general participation

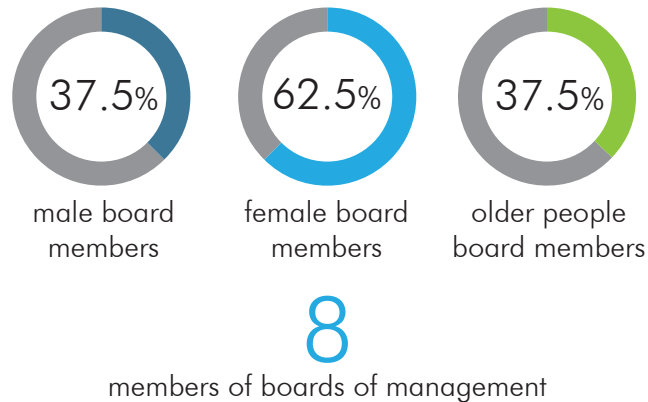
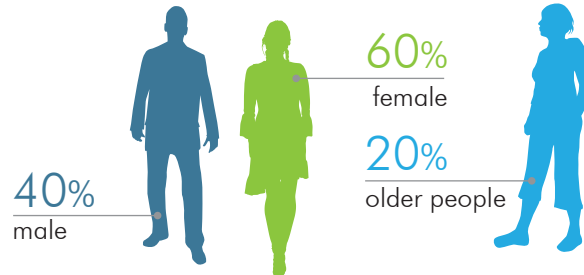
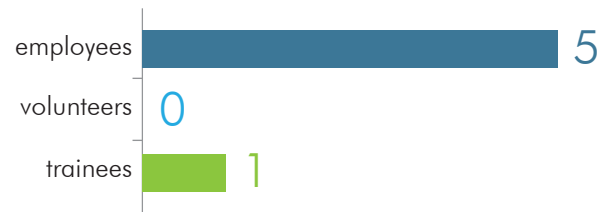
Events

12
events

2,678
attendances



Employment and training



Welsh language*

0
Welsh language
events

Welsh language
events attracted

0
attendances

37.5%
of board members
were Welsh speakers

20%
Welsh speaking
employees

*This data does not include bilingual activity

0
Welsh language
participatory sessions,
which is 0% of all
participatory
sessions

Welsh language
sessions attracted

0
attendances



0%
of Welsh language
sessions were targeted
at children and
young people

Families

0%
of participatory sessions were
targeted at families. These attracted

0
attendances

Peak

Arts Portfolio Wales Survey 2017/18

Participation

606
participatory
sessions

8,867
attendances

193

(31.8%) participatory sessions were specifically targeted at children and young people, compared to 68.2% of sessions that were organised for general participation

Events

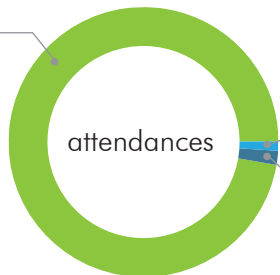
21
events

2,607
attendances

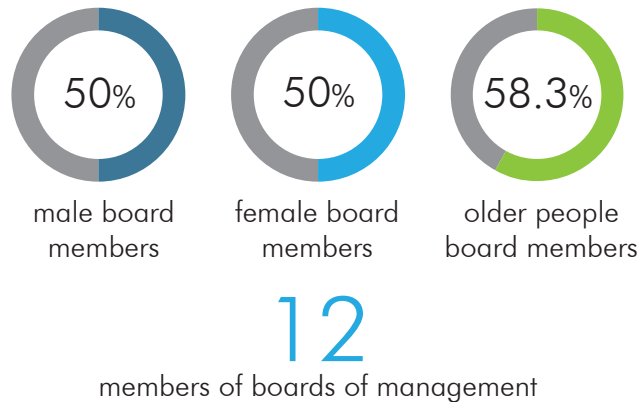
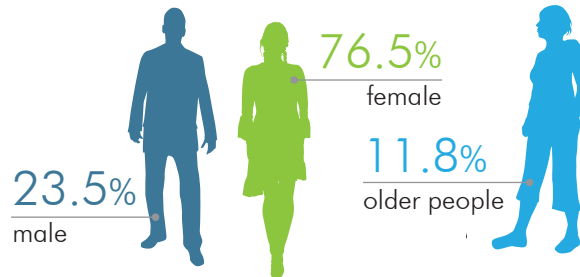
97.1%
exhibitions

1.2%
performances
at presenting
venues

1.7%
film screenings



Employment and training



Welsh language*

0
Welsh language
events

Welsh language
events attracted

0
attendances

8.3%
of board members
were Welsh speakers

5.9%
Welsh speaking
employees

*This data does not include bilingual activity

0
Welsh language
participatory sessions,
which is 0% of all
participatory
sessions

Welsh language
sessions attracted
0
attendances



0%
of Welsh language
sessions were targeted
at children and
young people

Families

1.7%
of participatory sessions were
targeted at families. These attracted

101
attendances

Theatr Felinfach

Arts Portfolio Wales Survey 2017/18

Participation

636
participatory
sessions

14,534
attendances

344

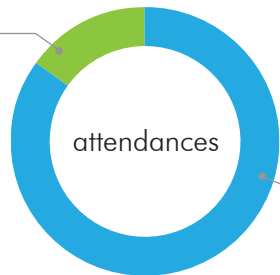
(54.1%) participatory sessions were specifically targeted at children and young people, compared to 45.9% of sessions that were organised for general participation

Events

69
events

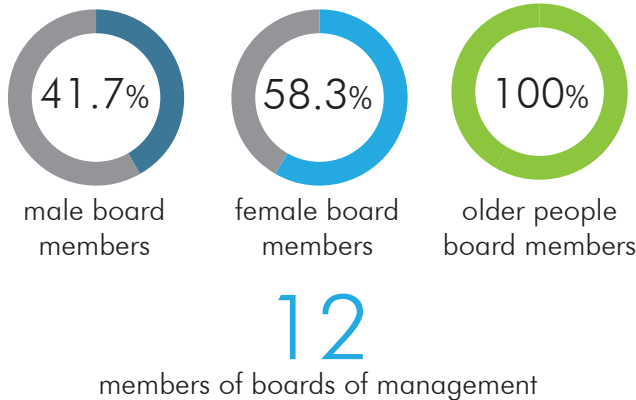
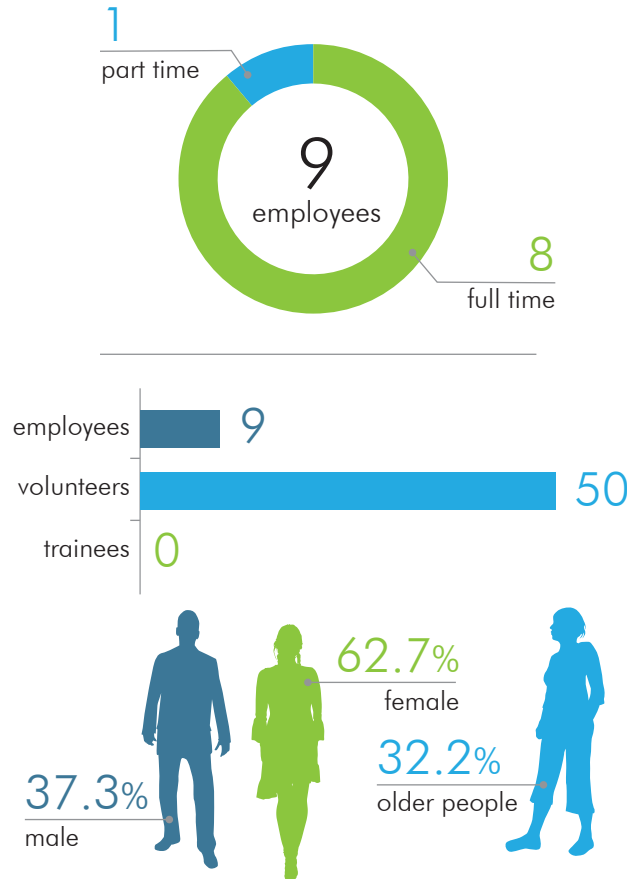
11,323
attendances

14.9%
exhibitions



85.1%
performances
at presenting
venues

Employment and training



Welsh language*

56

Welsh language
events

Welsh language
events attracted
7,879
attendances

91.7%

of board members
were Welsh speakers

91.5%

Welsh speaking
employees

*This data does not include bilingual activity

564

Welsh language
participatory sessions,
which is 88.7% of all
participatory
sessions

Welsh language
sessions attracted
13,415
attendances



61%

of Welsh language
sessions were targeted
at children and
young people

Families

0%

of participatory sessions were
targeted at families. These attracted

0

attendances

Valley & Vale Community Arts

Arts Portfolio Wales Survey 2017/18

Participation

790
participatory
sessions

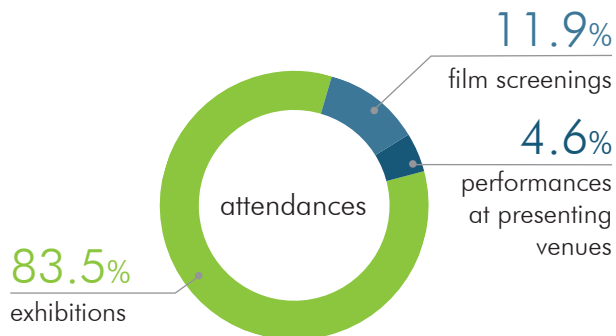
260
(32.9%) participatory
sessions were specifically
targeted at children and
young people, compared
to 67.1% of sessions
that were organised for
general participation

12,545
attendances

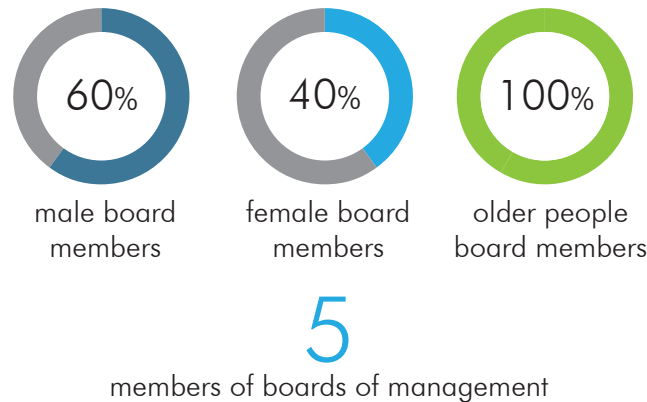
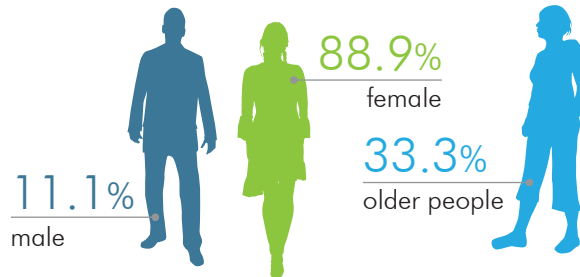
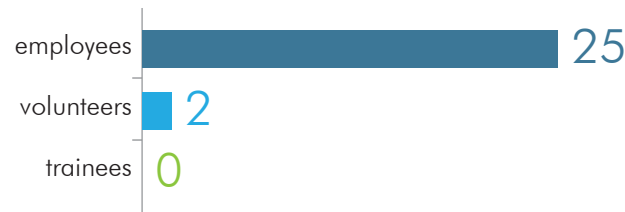
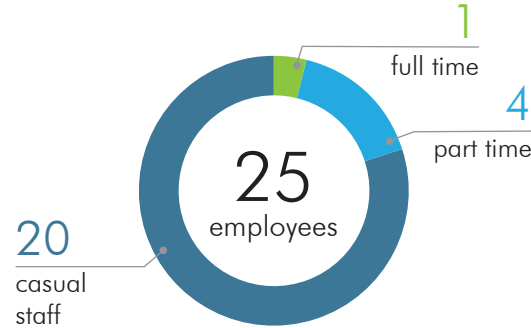
Events

14
events

6,590
attendances



Employment and training



Welsh language*

0
Welsh language
events

0
Welsh language
participatory sessions,
which is 0% of all
participatory
sessions

Welsh language
events attracted

0
attendances

Welsh language
sessions attracted

0
attendances

0%
of board members
were Welsh speakers



7.4%
Welsh speaking
employees

0%
of Welsh language
sessions were targeted
at children and
young people

*This data does not include bilingual activity

Families

0%
of participatory sessions were
targeted at families. These attracted

0
attendances

Valleys Kids

Arts Portfolio Wales Survey 2017/18

Participation

616
participatory
sessions

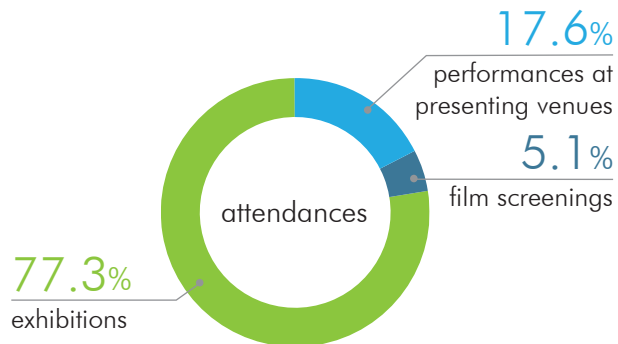
7,219
attendances

594
(96.4%) participatory
sessions were specifically
targeted at children and
young people, compared
to 3.6% of sessions
that were organised for
general participation

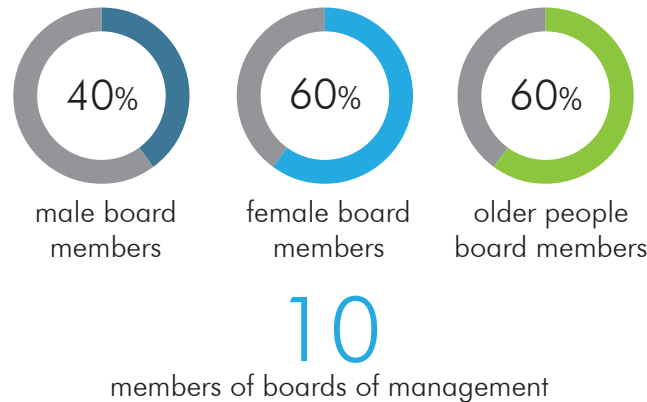
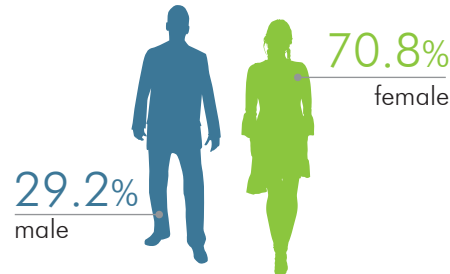
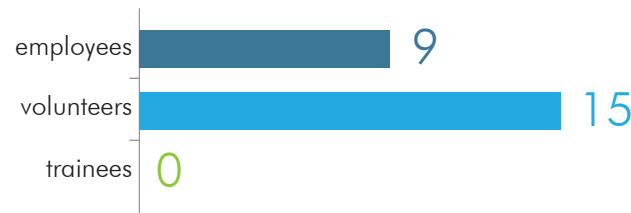
Events

16
events

5,632
attendances



Employment and training



Welsh language*

0
Welsh language
events

Welsh language
events attracted

0
attendances

10%
of board members
were Welsh speakers

0%
Welsh speaking
employees

*This data does not include bilingual activity

0
Welsh language
participatory sessions,
which is 0% of all
participatory
sessions

Welsh language
sessions attracted

0
attendances



0%
of Welsh language
sessions were targeted
at children and
young people

Families

3.2%
of participatory sessions were
targeted at families. These attracted

300
attendances